

J&M microscope spectrometer systems for paint & glass analysis in forensic and material sciences

The J&M TIDAS MSP 400 and MSP 800 is a widespread instrument used by scientists to compare the spectra of paint/glass samples.

With the J&M TIDAS MSP 400 you can acquire spectra in transmission as well as in reflection (brightfield and darkfield). The wavelength range of the spectrometer is 360 nm to 780 nm.

For polarization experiments a polarizer with compensator can be inserted into the optical beam. The spectral range for polarization is limited by the polarizer to 450 nm to 700 nm. In reflectance mode the spectral range goes from 360 nm to 780 nm.

Fluorescence measurements can be done as well, several sets of filters are available (UV, blue and green excitation is normally standard).

Additionally, a fast scanning monochromatic light source (260 nm to 680 nm) is also available.

A full spectrum (360 nm to 780 nm) is usually acquired in less than one second.

Noise and acquisition speed depends on the chosen field of interest, given by the flexible adjustable measurement diaphragm. Minimum spot size is 2µm by 2µm using a 40x objective.

If the microscope offers UV capabilities, the MSP 400 can be upgraded to the MSP 800.




MSP 800 with a Zeiss microscope

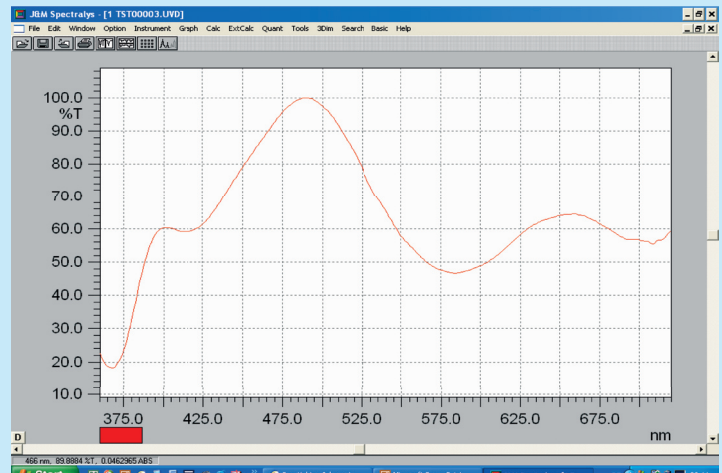


MSP 400 with a Leica microscope

The following examples show some camera pictures and spectra of different samples, analysed with a MSP 400 microscope spectrometer system.

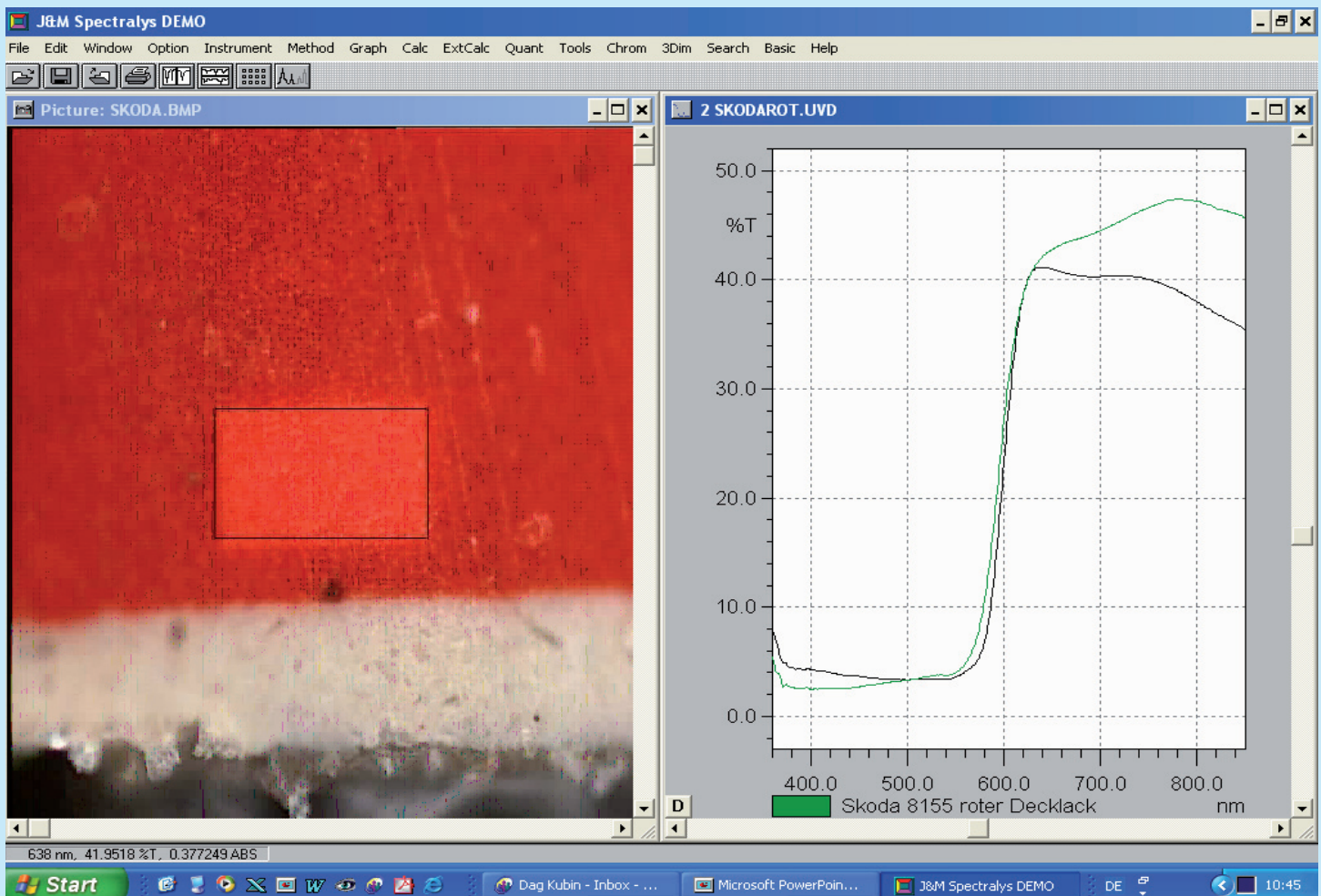


Camera picture of a modern effect paint



Spectra of the sample

Online video imaging and simultaneous acquisition of spectra is a highlight of this instrument. The flexible adjustable measurement diaphragm marks the region of interest directly on your sample image.



Camera picture of a paint sample with corresponding spectra, the frame marks the actual size of the analysed area

J&M's Software allows easy instrument control. Additional available software packages offer many possibilities for data handling, documentation, export options and storage. You can create your own spectra libraries for an effective library search. The instrument uses the CIE colour value system and is capable of generating complementary chromaticity coordinates (CCC) values. Wavelength or photometric accuracy can be checked easily by grey or holmium filters, which are available as accessories.

Applications for the MSP instruments from J&M

- Examination of fibres in the UV/VIS/NIR range
- Analysis of particles in the UV/VIS/NIR range
- Certification of documents
- Quality control of TFT displays
- Analysis of LEDs